

Scaled data based on original data using
LM-79-08 Approved Method: Electrical and Photometric Measurements of Solid-
State Lighting Products

Test Report Prepared for
Cooper Lighting Solutions
(formerly Eaton)

Brand: STREETWORKS

Report Number: P881545

Luminaire Tested: **NVN-SB1A-730-U-T1**

Issue Date: 10/7/2024

Test Information

Test Method: LM-79-08
Report Number: P881545
TEST IS SCALED FROM IESNA LM-79-08 TEST DATA (G2-2405-108-2)
Test Lab: INNOVATION CENTER
Issue Date: 10/7/2024
Manufacturer: COOPER LIGHTING SOLUTIONS (FORMERLY EATON)
Product Line: STREETWORKS
Catalog Number: NVN-SB1A-730-U-T1
Description: NAVION ROADWAY AND AREA HIGH DENSITY LED LUMINAIRE
(1) 70 CRI, 3000K, 350mA LIGHTSQUARE WITH 26 LEDS AND TYPE I OPTICS
Light Source: -
Ballast/Driver: ELECTRONIC DRIVER

Summary

Lumens per Lamp: N/A
Luminaire Lumens: 4372 lumens
Efficiency: N/A
Efficacy: 141.5 lumens/watt
Luminous Opening: Rectangular (W 0.5' x L: 0.5' x H: 0')
IES Classification: Type I - Short
BUG Rating: B2 - U0 - G2

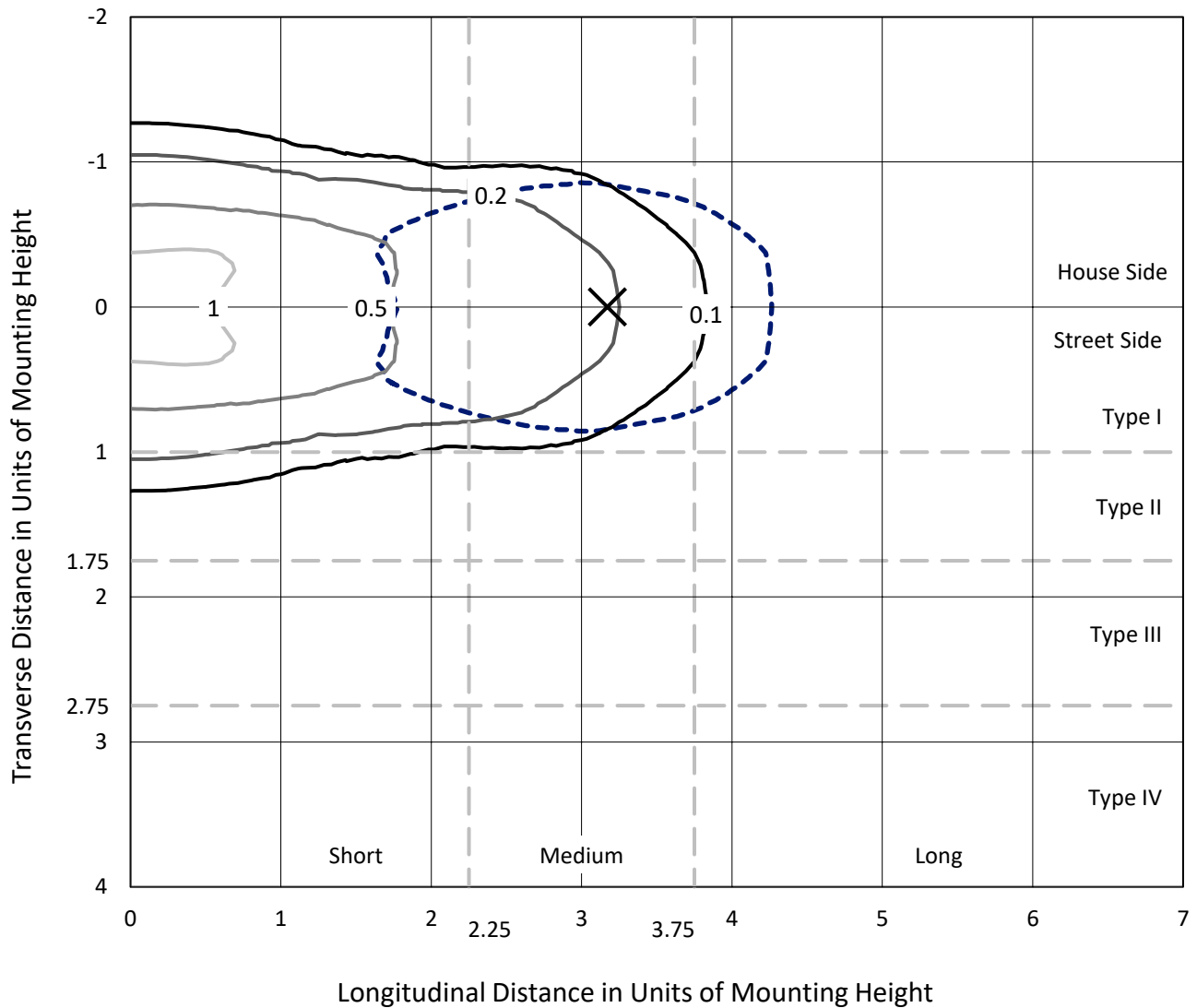
Input Watts (W): 30.9
Input Voltage (V): 120.0
Input Current (Ain): 0.263
Voltage Rise (V): NR
Power Factor: 0.995
Total Harmonic Distortion (THDi): 6.356
Frequency (hertz): 60
Stabilization Time: NR
Operation Time: NR
Ambient Temperature (°C): NR
Test Distance: 24 FT



REPORT NUMBER: P881545
 CATALOG NUMBER: NVN-SB1A-730-U-T1

Iso-Footcandle Lines of Horizontal Illumination

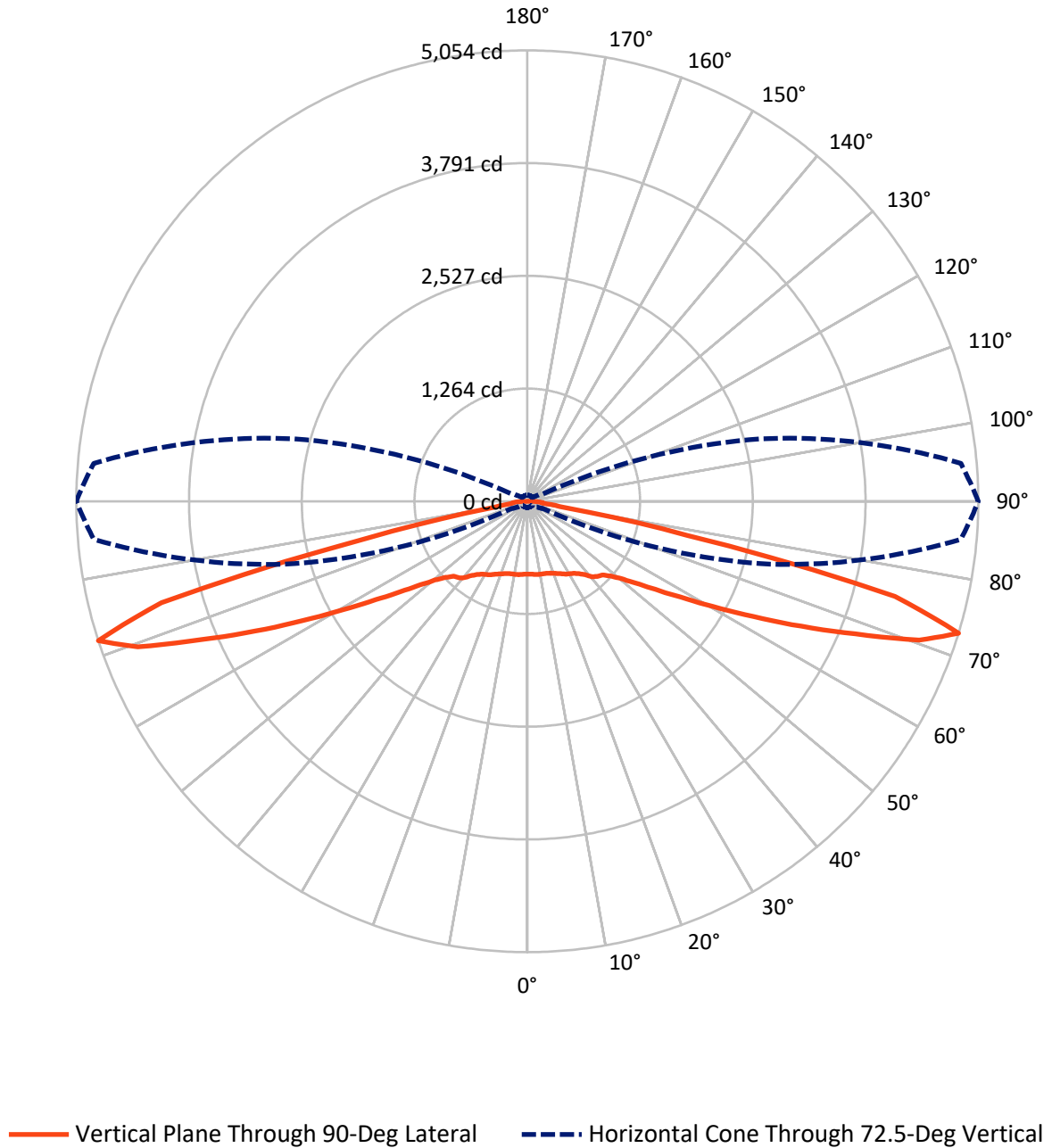
✕ Max cd
 - - - 1/2 Max cd



Based on 25 foot mounting height. Maximum calculated value = 1.3 fc
 Type I - Short - N/A

REPORT NUMBER: P881545
CATALOG NUMBER: NVN-SB1A-730-U-T1

Luminous Intensity Polar Plot



REPORT NUMBER: P881545
 CATALOG NUMBER: NVN-SB1A-730-U-T1

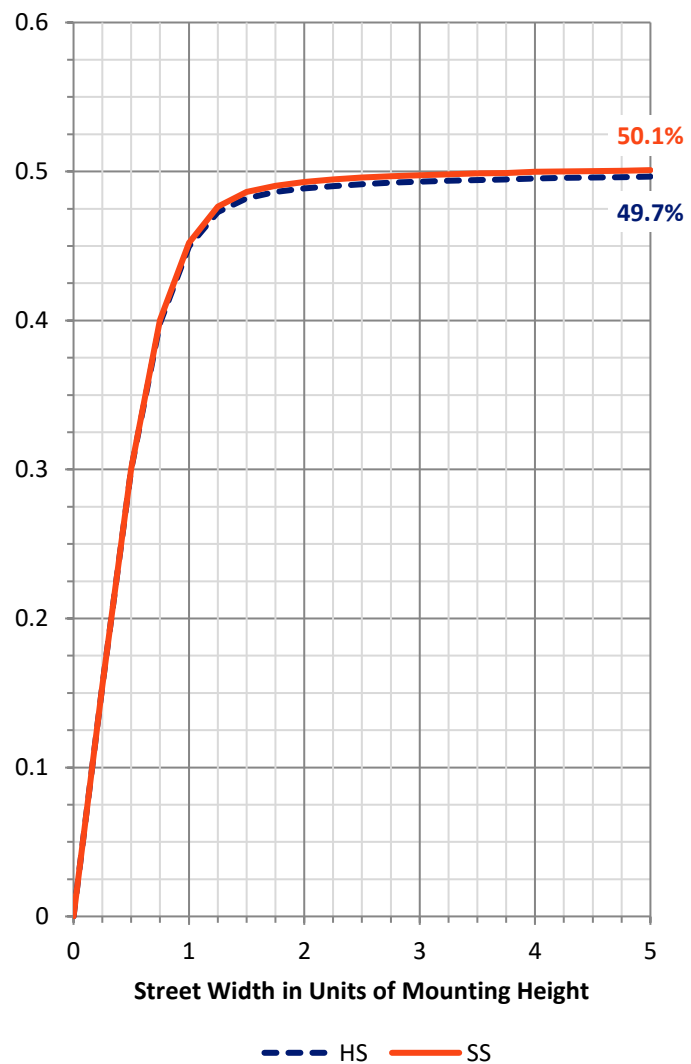
FLUX DISTRIBUTION:

		Downward	Upward	Total
House Side	Lumens	2186.0	0.0	2186.0
	% Fixture	50.0	0.0	50.0
Street Side	Lumens	2186.0	0.0	2186.0
	% Fixture	50.0	0.0	50.0
Total	Lumens	4372.0	0.0	4372.0
	% Fixture	100.0	0.0	100.0

ZONAL LUMENS:

Zone	Lumens	% Fixture
0°-10°	79.2	1.8
10°-20°	242.2	5.5
20°-30°	403.8	9.2
30°-40°	555.4	12.7
40°-50°	678.3	15.5
50°-60°	784.6	17.9
60°-70°	935.4	21.4
70°-80°	652.9	14.9
80°-90°	40.1	0.9
90°-100°	0.0	0.0
100°-110°	0.0	0.0
110°-120°	0.0	0.0
120°-130°	0.0	0.0
130°-140°	0.0	0.0
140°-150°	0.0	0.0
150°-160°	0.0	0.0
160°-170°	0.0	0.0
170°-180°	0.0	0.0
0°-90°	4372.0	100.0
0°-180°	4372.0	100.0

Coefficient of Utilization



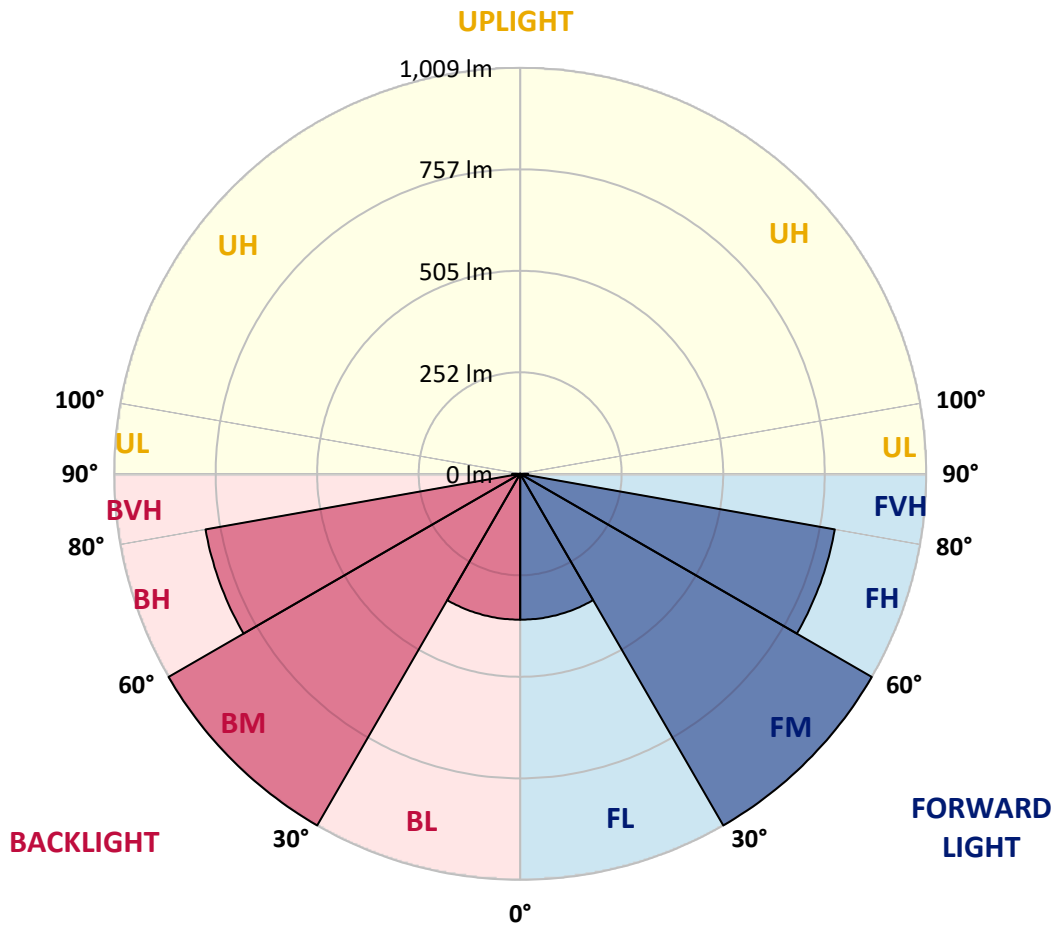
REPORT NUMBER: P881545
 CATALOG NUMBER: NVN-SB1A-730-U-T1

LUMINAIRE CLASSIFICATION SYSTEM LUMEN TABLE AND BUG RATING:

Zone	Lumens	% Fixture	Zone Rating/Lumen Limit		
			B	U	G
FL (0°-30°)	362.6	8.3			
FM (30°-60°)	1009.1	23.1			
FH (60°-80°)	794.2	18.2			G1/1800
FVH (80°-90°)	20.1	0.5			G1/100
BL (0°-30°)	362.6	8.3	B1/500		
BM (30°-60°)	1009.1	23.1	B2/2500		
BH (60°-80°)	794.2	18.2	B2/1000		G2/1000
BVH (80°-90°)	20.1	0.5			G1/100
UL (90°-100°)	0.0	0.0		U0/0	
UH (100°-180°)	0.0	0.0		U0/0	

BUG Rating: B2-U0-G2

Type I Short



REPORT NUMBER: P881545
 CATALOG NUMBER: NVN-SB1A-730-U-T1

CANDELA DISTRIBUTION (FULL):

	0°	5°	15°	25°	35°	45°	55°	65°	75°	85°	90°
0°	817.0	817.0	817.0	817.0	817.0	817.0	817.0	817.0	817.0	817.0	817.0
2.5°	817.7	818.6	818.6	817.9	819.5	818.1	818.1	817.4	818.1	817.4	817.4
5°	821.8	823.0	823.5	823.2	825.3	824.2	824.2	823.2	823.5	822.8	822.8
7.5°	829.7	831.4	832.3	833.5	836.5	835.1	834.1	831.4	830.2	828.3	828.3
10°	832.3	834.1	837.2	843.2	850.2	850.4	847.6	840.7	835.3	831.1	830.4
12.5°	824.4	826.9	833.2	845.5	861.1	867.4	863.0	851.3	840.9	833.5	832.3
15°	814.4	817.2	826.7	845.3	868.3	882.9	882.5	867.1	850.4	838.8	836.9
17.5°	798.8	801.6	815.3	841.4	873.9	898.0	904.6	888.8	865.3	849.7	847.2
20°	770.7	773.3	792.3	828.8	875.7	914.1	931.0	917.1	887.8	866.7	862.7
22.5°	734.2	738.2	760.5	807.2	871.3	930.8	961.2	951.7	914.1	884.8	879.5
25°	695.2	699.4	725.4	780.7	859.9	942.9	997.0	991.0	943.8	907.3	899.9
27.5°	661.5	665.9	694.3	754.5	842.3	947.5	1032.3	1035.4	979.8	932.2	924.3
30°	635.0	639.2	669.4	733.3	819.5	942.9	1063.2	1084.2	1016.5	953.8	942.4
32.5°	606.0	611.3	643.2	707.5	792.6	931.7	1090.2	1136.9	1059.1	977.0	962.6
35°	569.3	574.1	607.6	672.2	757.2	913.8	1112.7	1195.5	1119.9	1012.4	996.3
37.5°	524.7	529.3	562.5	628.1	722.2	888.8	1129.9	1261.4	1192.4	1063.2	1041.9
40°	479.8	484.2	515.4	578.8	680.1	856.7	1136.0	1326.0	1275.6	1133.2	1110.4
42.5°	438.7	442.6	471.2	530.2	632.9	815.8	1128.1	1382.3	1350.2	1182.0	1152.7
45°	400.8	404.3	429.6	484.7	583.9	766.1	1104.4	1442.7	1439.0	1216.8	1177.3
47.5°	357.6	361.1	387.3	440.5	534.9	707.7	1064.2	1502.2	1562.3	1295.8	1250.3
50°	304.8	307.9	334.8	389.7	484.0	645.7	1008.4	1548.9	1718.0	1415.5	1358.3
52.5°	242.3	245.6	271.9	326.7	423.6	579.0	935.0	1579.3	1897.9	1590.2	1519.8
55°	180.3	182.6	205.4	254.7	348.8	503.0	843.0	1587.9	2101.9	1829.1	1741.0
57.5°	130.8	132.2	146.8	183.6	264.4	408.0	731.2	1565.6	2344.7	2135.3	2024.5
60°	106.0	106.4	110.8	127.1	183.8	300.7	596.2	1488.9	2608.2	2530.1	2390.5
62.5°	96.2	96.2	97.4	101.8	124.3	198.4	432.9	1330.0	2890.7	3029.0	2841.9
65°	89.5	89.5	89.9	92.0	98.1	126.4	273.2	1071.1	3128.9	3613.3	3376.8
67.5°	83.4	83.6	83.4	84.1	87.6	93.4	158.5	739.8	3257.1	4218.8	3963.5
70°	77.1	77.6	76.4	76.4	79.2	79.5	99.2	405.7	3150.7	4726.3	4659.1
72.5°	69.7	70.4	68.5	68.1	70.2	69.2	74.6	194.7	2705.1	4877.8	5054.4
75°	63.2	64.1	59.9	58.8	58.8	58.1	60.6	99.9	1755.7	3979.1	4256.0
77.5°	57.4	59.3	52.5	48.8	47.9	45.8	49.5	61.1	767.9	1868.1	1829.3
80°	47.4	50.0	43.2	38.8	37.2	34.9	39.0	42.8	228.4	433.8	415.4
82.5°	35.3	36.5	30.7	27.7	26.3	24.6	29.3	29.7	74.4	153.6	173.6
85°	22.5	23.0	18.8	16.3	15.6	14.9	18.6	16.3	28.3	112.9	164.0
87.5°	7.9	9.1	7.2	6.5	7.0	5.8	8.6	4.9	7.9	79.7	98.8
90°	0.0	0.0	0.0	0.0	0.0	0.0	0.0	0.0	0.0	0.0	0.0

(END OF REPORT)